

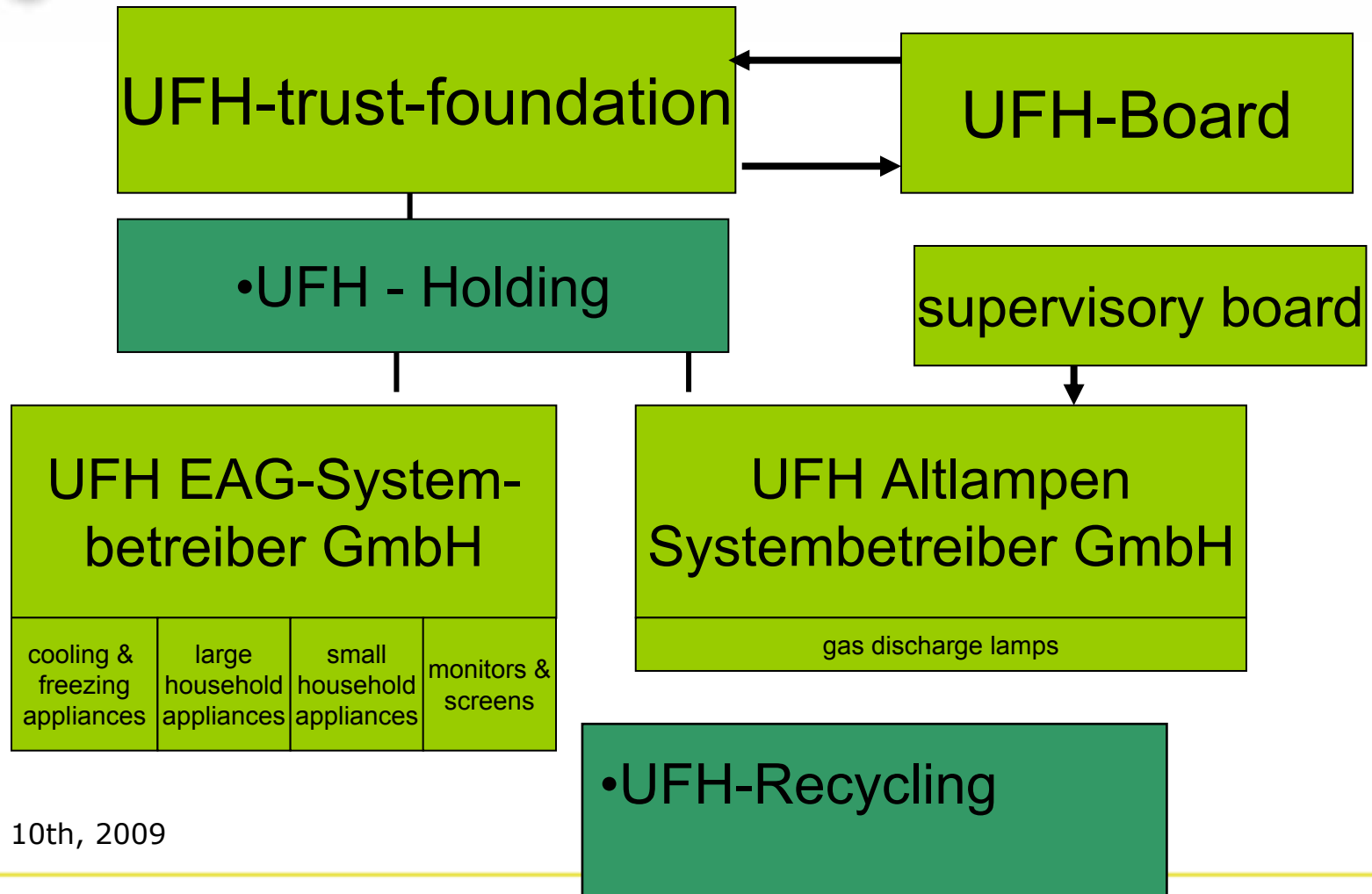


The WEEE System in Austria

EMPA

September 9th 2009, Vienna

UFH STRUCTURE





UFH Services

- registration as producers/importers at UBA
- construction of 100 collection points (1 for each district)
- organisation of logistics
- organisation of treatment
- information of customers
- announcement of equipment sold to clearing house
- announcement of material flow to the register
- pickup service for dealers
- “agent model”



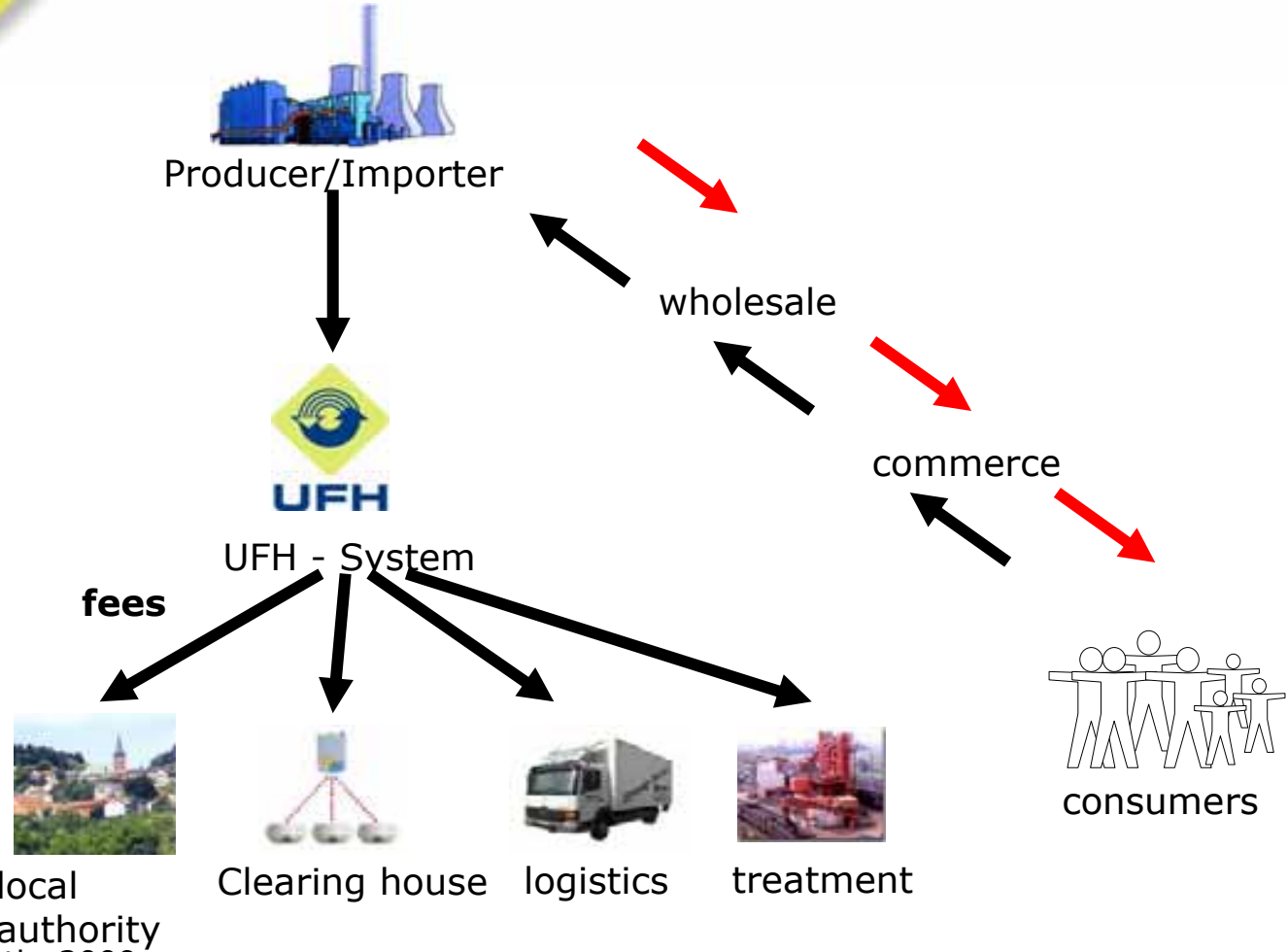
What are the duties of UFH customers?

- producer/importer: unique registration (UFH will transmit to UBA)
- regular announcement of equipment sold *)
- payment of fee to UFH *)

*) using the „agent model“ the agent will take over the announcement/payment.



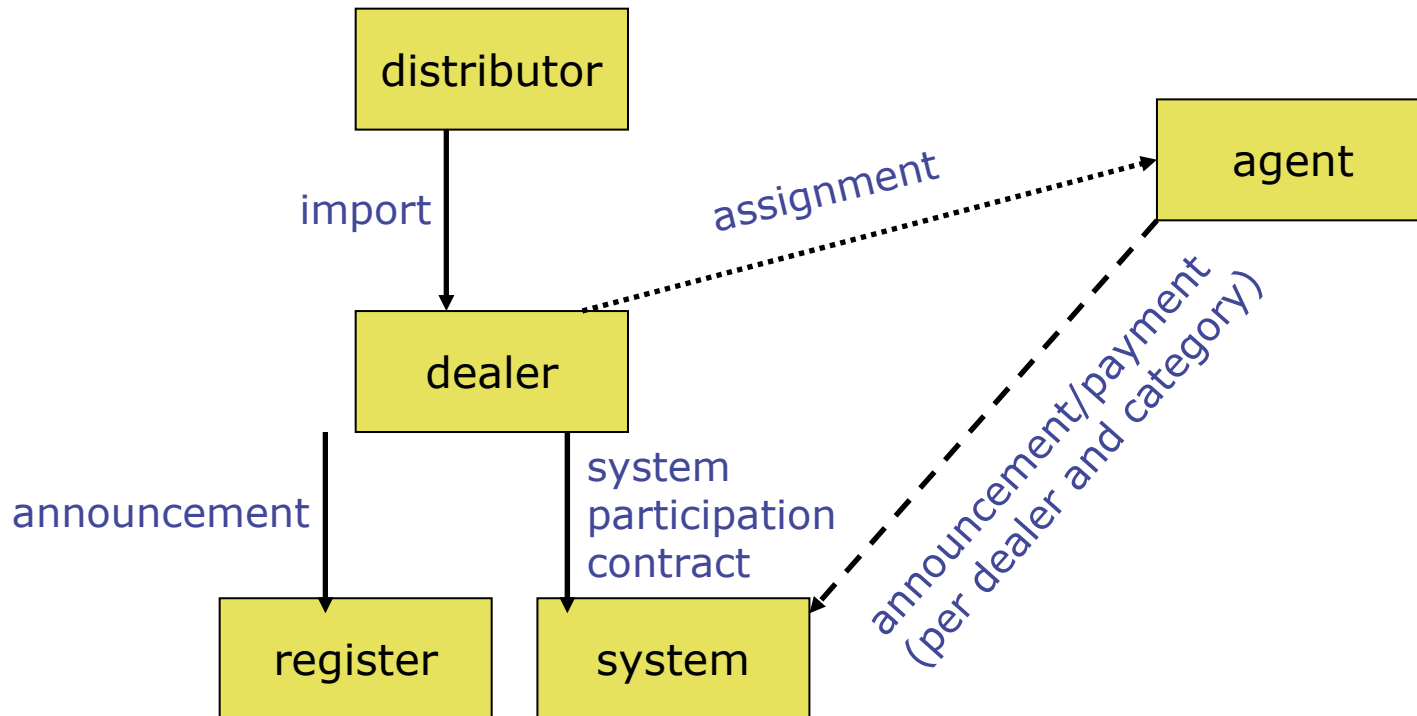
How is the UFH system working?





Dealer using the „Agent Model“

- Agent takes over obligations for dealer
- 1:1-take back obligation





Regular announcement

- Online tool (www.ufh.at)
- EEE sold in units (if available, also in kg)
- Depending on categories

Fee/year	Announcement clearance	Notification period	payment
until € 200,-	yearly	15th of January	21 days after announcement
until € 30.000,-	quarterly	15th of following month	21 days after announcement
above € 30.000,-	monthly	15th of following month	21 days after announcement



Announcement Form

Categories		sale in units	sale in kg	correction announcement; previous period	
				in units	in kg
Large appliances	< 6 kg				
	6 kg - 30 kg				
	> 30 kg				
Refrigerators and Freezer appliances	< 35 kg				
	> 35 kg				
Monitors and screens	< 10 kg				
	10 kg - 25 kg				
	> 25 kg				
Small appliances	< 0,1 kg				
	< 0,5 kg				
	0,5 kg - 3 kg				
	> 3 kg				
Gas discharge lamps					
Appliance batteries					



UFH Fees (per 1. Aug)

Categories		Euro (excl. VAT)	Unit
Large appliances	≤ 6 kg	0,10	piece
	> 6 kg to 30 kg	0,23	piece
	> 30 kg	1,26	piece
Refrigerators and Freezer appliances	≤ 35 kg	6,30	piece
	> 35 kg	12,60	piece
Monitors and screens	≤ 10 kg	1,51	piece
	> 10 kg to 25 kg	4,62	piece
	> 25 kg	7,28	piece
Small appliances	≤ 0,1 kg	0,01	piece
	> 0,1 kg to 0,5 kg	0,02	piece
	> 0,5 kg to 3 kg	0,10	piece
	> 3 kg	0,45	piece
Gas discharge lamps		0,14	piece
Appliance batteries		0,57	kg



Competing for Waste

- Situation in Austria: 4 competing systems
 - UFH – 44 % market share – 1240 customers
 - ERA – 26 % market share
 - ERP – 19 % market share
 - EVA – 11 % market share
- All systems offer services in all categories
- ERA : 100% owned by ARA (monopolistic packaging system)
- ERP European Recycling Platform (SONY,Braun-Gillette,Electrolux,HP)
- EVA German Interseroh Group



Advantages of competition

- Producers benefit from lowest possible prices in the market
- Recyclers have more than one partner and therefore balance of risks
- Municipalities benefit from nationwide contracting (each system needs minimum 100 collection points – currently 1800 registered)
- Systems can specialise on different fields (white goods, brown goods, lamps, b2b etc)

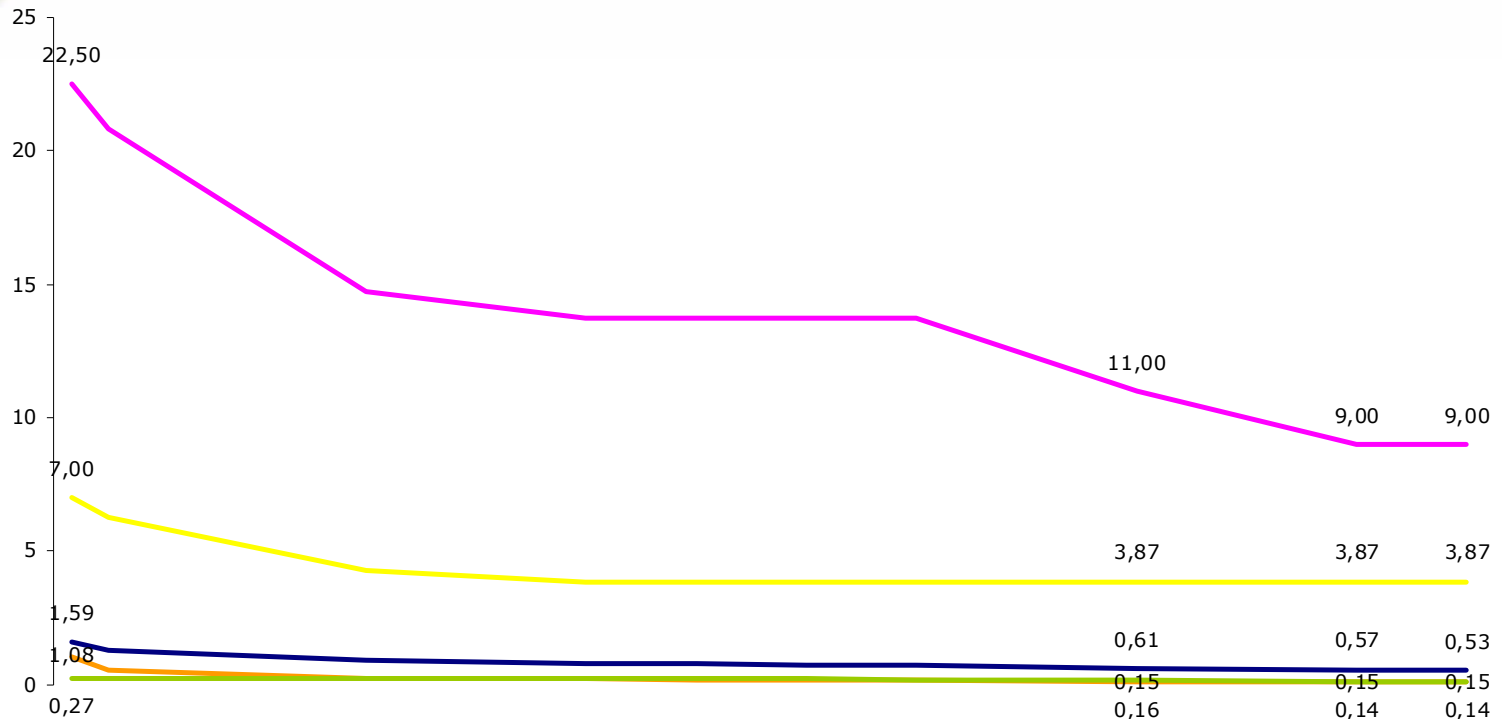


Disadvantages of competition

- As the main marketing tool seems to be the pricing, recycling quality can get under pressure
- Partner and service provider have to deal with different systems and needs – increase of administration and costs
- Clearing house has to calculate marketshare/ category to determine share of costs. The clearinghouse itself has to be financed
- Equal level playing field : quality/level of recycling, audits, reporting, system conditions



Competition - Fee Development



	ab 15.08.05	ab 25.09.05	ab 01.04.06	ab 01.10.06	ab 01.01.07	ab 01.04.07	ab 01.07.07	ab 01.01.08	ab 01.07.08	ab 01.10.08
-60% KG	22,50	20,83	14,75	13,75	13,75	13,75	13,75	11,00	9,00	9,00
-45% BS	7,00	6,24	4,27	3,87	3,87	3,87	3,87	3,87	3,87	3,87
-64% GG	1,59	1,30	0,93	0,81	0,81	0,72	0,72	0,61	0,57	0,53
-87% EKG	1,08	0,54	0,24	0,22	0,17	0,17	0,17	0,15	0,15	0,15
-48% L	0,27	0,27	0,25	0,25	0,22	0,22	0,18	0,16	0,14	0,14



Key Figures 2008

- Market shares UFH
 - Large appliances 53,78 %
 - Refrigerators and Freezer appliances 66,22 %
 - Monitors and screens 24,21 %
 - Small appliances 13,16 %
 - Gas discharge lamps 78,14 %

- Total amount collected (B2C & B2B) 71.628.495 kg

- As a percentage of put in the market 41,88 %

- Collected per inhabitant 9,15 kg



Clearing House

- Majority owned by the chamber of commerce
- Contracting with collection systems
- Fixing the marketshare between systems on a monthly basis
- Take back coordination from municipality collection points
- Reporting on collection / recycling to the ministry



Clearing House

- Take back orders for individual systems given by mail, shown on the intranet
- Based on the actual fulfillment in the respective treatment category
- Based on the actual pricing for infrastructure agreed on a yearly basis with municipalities (costs per ton/treatment category)



Clearing House

- Actual Infrastructure costs 2009 July 1st:
 - Cooling and freezing Appl.: € 51 / t
 - Large Appliances : € 28 / t
 - Small Appliances : € 27 / t
 - Monitors : € 46 / t
 - Gas Discharge Lamps : € 316 / t
 - Batteries :



Clearing House

- Coordinating activities to improve collection efficiency (eg harmonised reporting)
- Agreements about covering the costs of collection infrastructure
- Information to endusers about the proper collection of EEE-waste (actual 5,5 € Cent / inhabitant = 451.000.- € in total/year)
- Yearly costs : approx 600 k €



Municipalities

- Main collection based on municipalities
- 1845 collection points registered
- 650 active
- Collection point can have contracts with one or more collection systems
- Take back obligation based on market share



Collection points

- Minimum requirement for each collection system : 100 (1 per political district)
- Federal state solutions (eg Lower Austria, Upper Austria)
- Individual solutions based on waste collectives (eg Tirol)
- Individual solutions based on private waste companies (eg Styria, Carinthia)



Thank you! Questions?

Dr Helmut Kolba
Managing Director
UFH
+43-1-58839-86
+43-664-4380376
Helmut.Kolba@ufh.at